

DTXPRO-10VH DIGITAL TRANSMITTER

DIGITAL MODULATOR,
TRANSMITTER, AND
REMOTE CONTROL



INTRODUCTION

The DTXPRO-10VH transmitter integrates a DIGITAL MODULATOR, LOW POWER LDMOS HPA AMPLIFIER, and remote control via ETHERNET. The transmitter's HPA uses LDMOS device technology for state-of-the-art performance. The Modulator has a built in WEB PAGE GUI which can be accessed via an Ethernet connection. The auto or manual LINEAR AND NON LINEAR ADAPTIVE CORRECTION can be adjusted via Ethernet connection. With the remote monitoring and alarms features the station service engineer can be notified of selected faults in the system via email. A GPS receiver is included for high stability operation which may be required by the FCC in some applications. To activate this feature a GPS antenna is required.

The transmitter comes packaged in a 13 RU 19 inch rack. This rack includes Modulator, PA section, Mask filter, couplers, circulator + termination, and LP Harmonic filter. The output antenna connection is type N Female.

Pineapple Technology, Inc. warrants the DTXPRO LINE of transmitter products for 2 years from ship date. Extended warranty is available for up to an additional 5 years. Contact PTI sales for details.




PINEAPPLE TECHNOLOGY, INC.

www.ptibroadcast.com

DTXPRO-10VH DIGITAL TRANSMITTER

DIGITAL MODULATOR,
TRANSMITTER, AND
REMOTE CONTROL

REAR PANEL



Mating Connectors

BNC JACK 75 OHMSGPS, ASI IN, SMPTE-310
 ETHERNETRJ-45
 RF MONITORINGSMA JACK
 ADAPTIVE SIGNAL.....SMA JACK
 RF OUTPUT.....N JACK

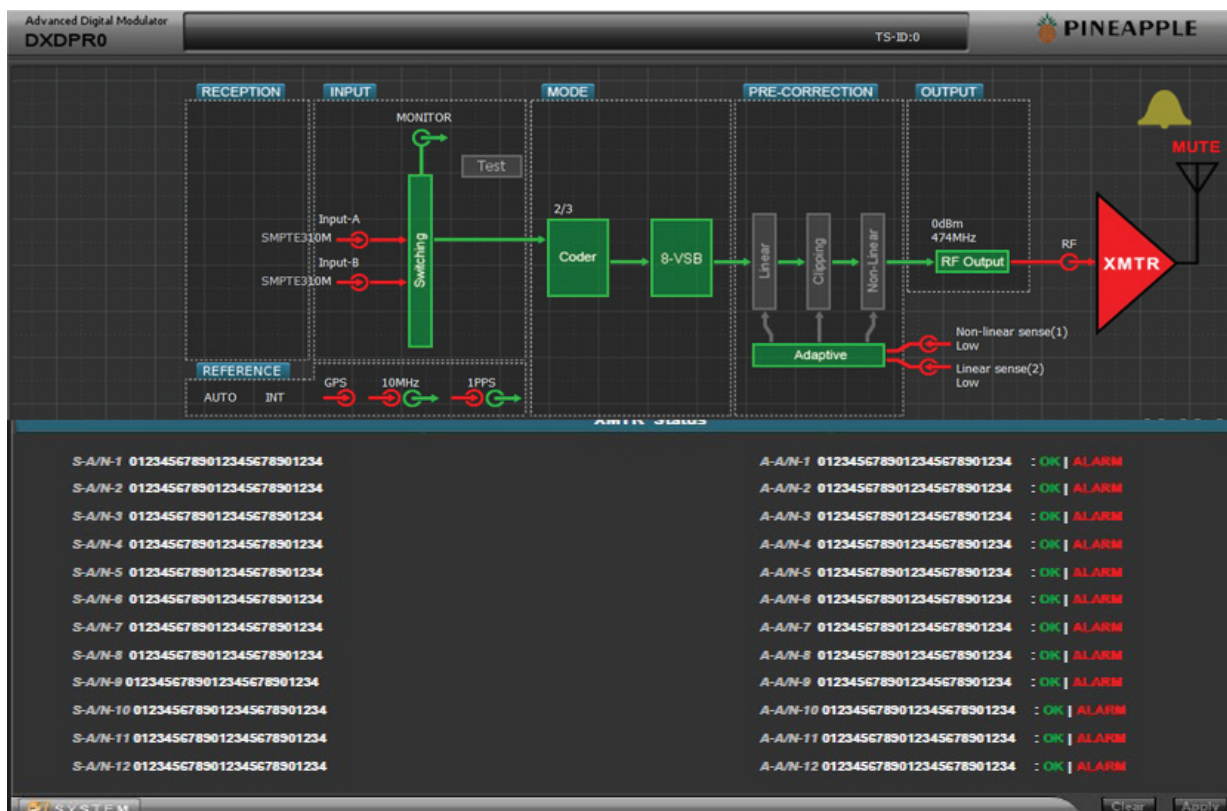
RECEIVER ANTENNA.....TYPE F JACK
 ALARM INPUTS.....DB 15 JACK
 ANALOG STATUSDB 9 JACK
 48 VDC INPUT.....MOLEX 3P

WEB PAGE GUI

Web Page Commands

Click and drag (XMTR ICON) to lower 1/2 page to see status and alarms
 Click and drag (LINEAR ICON) to lower 1/2 page to control linear correction
 Click and drag (NONLINEAR ICON) to lower 1/2 page to control nonlinear functions

Click and drag (MUTE ICON) to lower 1/2 of page to mute and un mute xmtr
 Click and drag (RF OUTPUT) to change the output level from modulator
 Click and drag (BELL ICON) to view modulator alarms
 Click and drag (GPS ICON) to setup GPS receiver
 Click and drag (SWITCHING ICON) to select input port for ASI or SMPTE-310

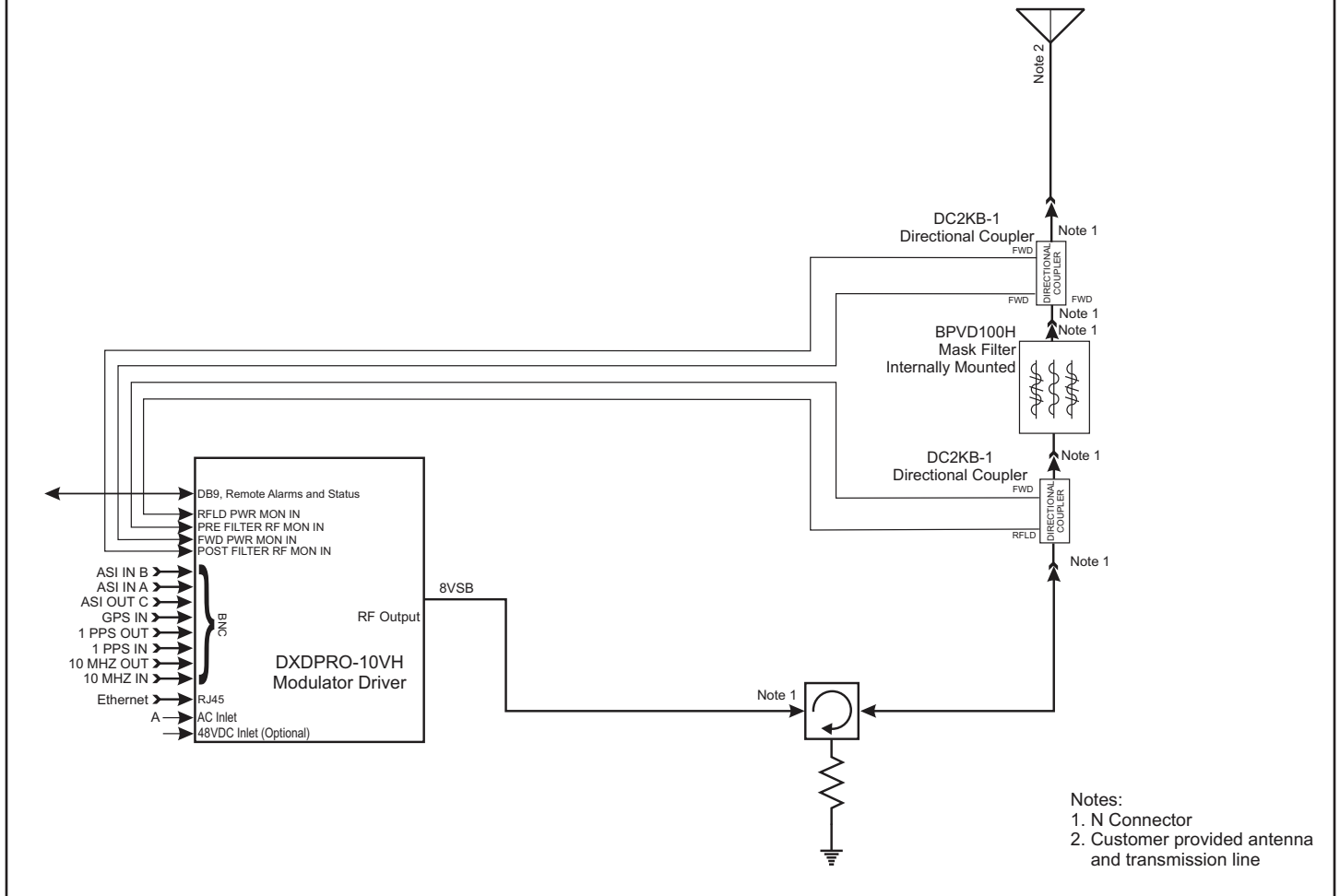


DTXPRO-10VH DIGITAL TRANSMITTER BLOCK DIAGRAM

Digital Modulator, Transmitter, And Remote Control

DTXPRO-10VH DIGITAL TRANSMITTER

9/11/10 JHC



PINEAPPLE TECHNOLOGY, INC.

Web site: www.ptibroadcast.com

4231 Pacific Street, Suite 27, Rocklin, CA 95677

(916) 652-1116 . Fax: (916) 652-1161
 U.S. Toll-free (888) 888-8229

ASSEMBLED IN U.S.A. Some products include foreign components.
 Information contained herein is subject to change without notice.
 © 2010 Pineapple Technology, Inc. All Rights Reserved. Rev. 9/22/2010